



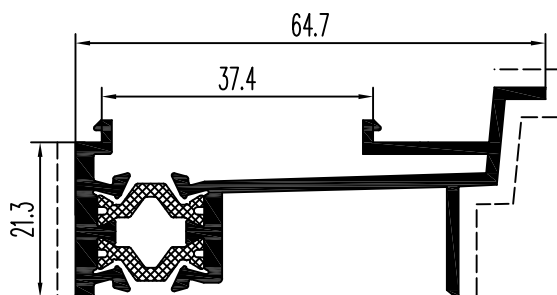




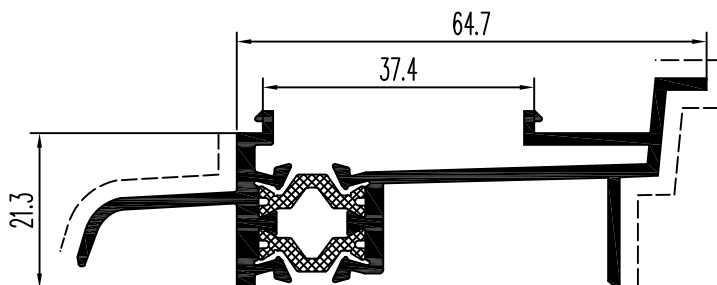






Perfil		P. Teórico	Área Trata. / Pol.
TE-2215		1.49	0.48 / 0.14
TE-2210/A		0.84	0.28 / 0.07
TE-2215/B		0.65	0.20 / 0.07
Acessórios: ES.AP.T2531C.BC ES.AL.N3.CC ES.AL.EACOR60.BC ES.AL.118.CC			

— — - Área Polimento



Perfil		P. Teórico	Área Trata. / Pol.
TE-2262		0.84	0.30 / 0.07
TE-2264/A		0.58	0.25 / 0.05
TE-2262/B		0.26	0.09 / 0.02
Acessórios:			



Perfil		P. Teórico	Área Trata. / Pol.
TE-2263		0.95	0.35 / 0.08
TE-2264/A		0.58	0.25 / 0.05
TE-2263/B		0.37	0.14 / 0.03
Acessórios:			

— — - Área Polimento