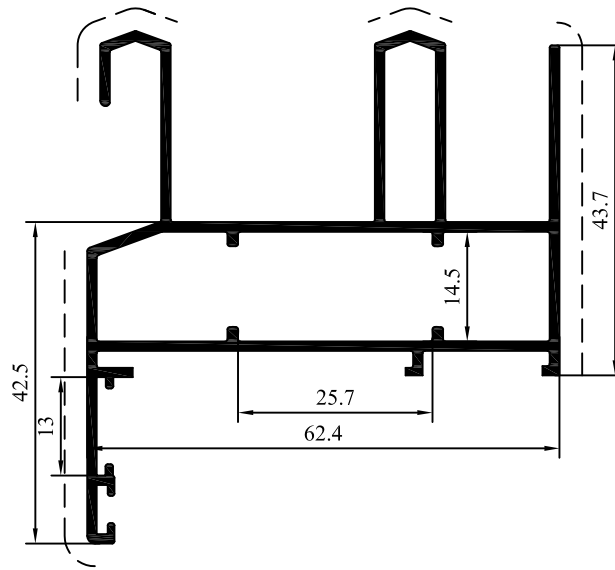


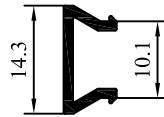




Largura	Espessura	Referência	P. Teórico (kg/m)	Área trat. (m)
100	2	TS 3250	2.222	0.40

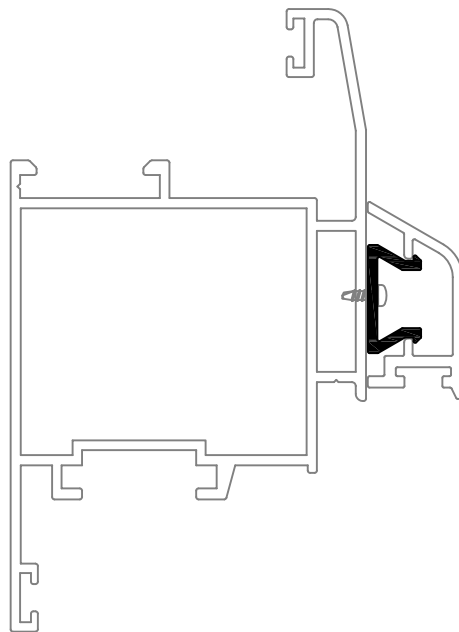


Perfil		P. Teórico	Área Trata. / Pol.
TC-606		1.17	0.42 / 0.12
Acessórios:	ES.AP.T2514C.BC		ES.AL.N3.CC

— — - Área Polimento



Perfil		P. Teórico	Área Trata. / Pol.
TE-2103C		0.098	0.06 / 0.0
Acessórios:		ES.AP.T2514C.BC	ES.AL.N3.CC



— — - Área Polimento